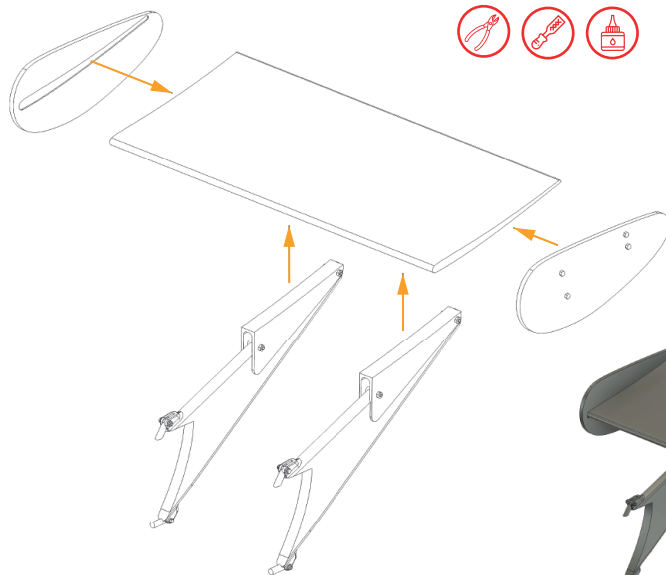

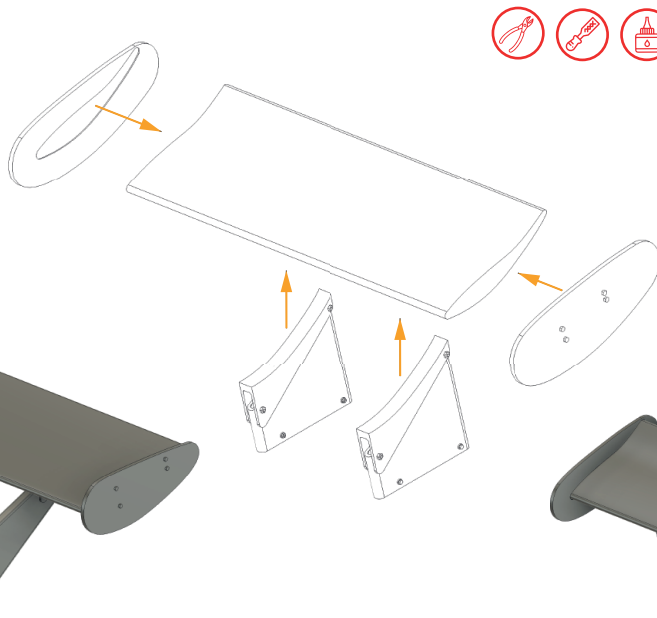


French GP version



British/German/Canadian/USA/Mexican GP and Gold Cup version



COPYRIGHT © 2024
by STONE Models

A068/2024

Explanation of symbols:



Use a file or
sandpaper

Drill

Glue

Do not glue

Use a knife or
scalpel

Don't use a
knife or side cutter

Use a scissors

Use a side
cutter

IMPORTANT INFORMATION

- The kit is made by 3D print resins.
- Don't use Resin Wash.
- Thin resin parts are easy to deform. Carefully adjust with a hair dryer or hot water at 60°C or higher. Don't boil resin parts.
- Don't immerse in water, hot water, or solvents for a long time. Absorbs water and solvents.
- After washing with water, dry completely.
- Smooth the parts by sand papers and nippers.
- Various type of putty are available.
- Use epoxy or CA glue only.
- Please try temporarily assembly the kit before applying any adhesives.
- Recommend to apply primer surfacer before painting.

CAUTION

- Read carefully and fully understand all instructions before assembly.
- Extra care should be taken when using tools avoid personal injury.
- When using paint and cement (not included) read and follow their instructions.
- Assemble the kit away from the reach of children.
- Keep all parts and vinyl bags away from children.